

Introducing the NEW Grassroots Online!

Grassroots
PEDIGREE SOFTWARE SOLUTIONS

Now launching is the new-look Grassroots Online Registry, which gives members access to the Society database and 'Manage My Animals' features, replacing the old Pedeweb system.

KEEP HOLD OF THIS GUIDE as it will help you to access and navigate the online registry to search the database and submit births, deaths, transfers & castrates for your herd.

STEP 1: LOGGING IN

The new online registry is accessed in exactly the same way as before - just click the 'Grassroots Online' box on the BWCS homepage and log in using your BWCS membership number (3 herd letters chosen at the time of joining) and password. If you do not know these, contact the Society.

British White Cattle

Member No

Password

Login

To sign in as a Guest, please use
GUEST and Welcome99


Software © 2021 Grassroots Systems Ltd

STEP 2: NAVIGATING THE SYSTEM





The system opens with a list of all the animals in your registered ownership (pictured on opposite page). Throughout the system, you can click on any animal to view its details, pedigree and progeny list.

Click on the magnifying glass  (top left) to search the whole database

Click on the menu  (top right) to make changes to your herd

STEP 3: SEARCHING THE DATABASE

Clicking the magnifying glass  at the top left of the screen will open this search box, which acts as a filter for the database. Typing in information or selecting options using the drop-down boxes will filter the entries to help you find what you're looking for.

Search Database 

Gender :

Status : ☒ Alive Only ☐ All Animals

Born :

Reg. Status :


Colour :


Name :

ID :

Owner :

STEP 4: MANAGE MY ANIMALS

Clicking the menu  at the top right of the screen will open the 'Manage My Animals' menu, where you can view your animal list (this is the default screen when logging in, as shown below), submit registrations and birth notifications, pedigree and commercial transfers, castrations and deaths, complete your BWCS survey at the end of each year as well as being able to view and change the contact details we hold for your membership at any time.

Manage My Animals 

My Animals

See My Show Results

Register / Birth Notify

Register Previously Birth Notified

Pedigree Transfers

Commercial Transfers

Castrates


Deaths

Deaths (no details)

BWCS Survey

View / Change your contact details

Logout

British White Cattle											
Showing 1 to 30 of 30 entries										Search this list: <input type="text"/>	
Reg No.	Animal Name	Tag No	Save Card	Gender	Owner	Breeder	Status	R. Status	Date	Colour	
BN00021	Alcroft	UK202026/300847	C	ALC	ALC	ALC	Alive	Notified	06 Feb 2018	White, Black Points, Undermarked	
BN00029	Alcroft	UK202026/300911	C	ALC	ALC	ALC	Alive	Notified	14 Mar 2019	White, Black Points, Standard Marking	
BN00027	Alcroft	UK202026/400849	C	ALC	ALC	ALC	Alive	Notified	18 Feb 2018	White, Black Points, Standard Marking	
BN00019	Alcroft	UK202026/600837	C	ALC	ALC	ALC	Alive	Notified	07 Jan 2018	White, Black Points, Undermarked	
BN00035	Alcroft	UK202026/600914	C	ALC	ALC	ALC	Alive	Notified	10 Apr 2019	White, Black Points, Standard Marking	
ALC116-36944	Alcroft Boohoo	UK202026/300890	F	ALC	ALC	ALC	Alive	Registered	19 Jan 2019	White, Black Points, Overmarked	
ALC115-34950	Alcroft Dancer	UK202026/700706	F	ALC	ALC	ALC	Alive	Registered	21 Jan 2015	White, Black Points, Undermarked	
ALC116-04549	Alcroft Davos	UK202026/500957	M	ALC	ALC	ALC	Alive	Registered	15 Mar 2018	White, Black Points, Standard Marking	
ALC117-36282	Alcroft Gentle	UK202026/400835	F	ALC	ALC	ALC	Alive	Registered	10 Dec 2017	White, Black Points, Standard Marking	
ALC114-34100	Alcroft Georgia	UK202026/200665	F	ALC	ALC	ALC	Alive	Registered	08 May 2014	White, Black Points, Undermarked	
ALC115-35110	Alcroft Golden	UK202026/500731	F	ALC	ALC	ALC	Alive	Registered	26 Sep 2015	White, Black Points, Undermarked	
ALC116-04977	Alcroft Godfather	UK202026/500964	C	ALC	ALC	ALC	Alive	Registered	20 May 2018	White, Black Points, Standard Marking	
ALC119-37156	Alcroft Goodlicks	UK202026/200918	F	ALC	ALC	ALC	Alive	Registered	08 May 2019	White, Black Points, Standard Marking	
ALC118-04631	Alcroft Guardian	UK202026/600990	M	ALC	ALC	ALC	Alive	Registered	01 Feb 2019	White, Black Points, Standard Marking	
ALC118-04915	Alcroft Pharos	UK202026/700960	C	ALC	ALC	ALC	Alive	Registered	27 Sep 2018	White, Black Points, Standard Marking	
ALC116-36950	Alcroft Primrose	UK202026/100695	F	ALC	ALC	ALC	Alive	Registered	22 Jan 2019	White, Black Points, Standard Marking	
ALC119-04643	Alcroft Prince	UK202026/400912	M	ALC	ALC	ALC	Alive	Registered	18 Mar 2019	White, Black Points, Standard Marking	
ALC114-34222	Alcroft Tulp	UK202026/500675	F	ALC	ALC	ALC	Alive	Registered	21 Jun 2014	White, Black Points, Undermarked	
ALC116-35688	Alcroft Wallflower 2	UK202026/400786	F	ALC	ALC	ALC	Alive	Registered	17 Oct 2016	White, Black Points, Undermarked	
ALC116-36404	Alcroft Wallflower 3	UK202026/300855	F	ALC	ALC	ALC	Alive	Registered	11 Mar 2018	White, Black Points, Undermarked	
ALC119-37028	Alcroft Wallflower 4	UK202026/100909	F	ALC	ALC	ALC	Alive	Registered	09 Mar 2019	White, Black Points, Standard Marking	
MAT112-32758	Dadley Ant Bear	UK143025/600363	F	ALC	MAT	ALC	Alive	Registered	09 Apr 2012	Black Points, Standard Marking	
MAT110-31182	Dadley Cherry	UK143025/100302	F	ALC	MAT	ALC	Alive	Registered	05 Mar 2010	Black Points, Standard Marking	
MAT110-31252	Dadley Tosca	UK143025/700306	F	ALC	MAT	ALC	Alive	Registered	27 Apr 2010	Black Points, Standard Marking	
LAD115-34842	Ladbarrow Blue Apple	UK1321007/500447	F	ALC	LAD	ALC	Alive	Registered	26 Feb 2015	White, Black Points, Standard Marking	
LAD116-35296	Ladbarrow Lily's Amethyst	UK1321007/400453	F	ALC	LAD	ALC	Alive	Registered	02 Mar 2016	White, Black Points, Standard Marking	

STEP 5: REGISTER & BIRTH NOTIFY

On the first Register/Birth Notify screen, enter the date of birth, sire and dam, conception type (e.g. natural service or AI) and ease of birth. You will then need to input the litter size (1 for single birth, 2 for twins) and use the gender selections to log how many calves in this litter are male/female/castrate, then click 'Next'. In this example, we had a single birth in which the calf was female, and would like to submit a registration. On the second screen, you will be able to enter the details for each calf - tag number, name, colour/marking and birth weight. You will then be able to select either registration or birth notification from the drop-down list, and once all entries have been made, click 'Add to List'.

Manage My Animals - Register / Birth Notify

* Date of Birth :

Sire : UK220209/500857 - Alcroft Davos (ALC118-04549)

Dam : UK220209/200655 - Alcroft Georgia (ALC114-34100)

* Conception Type :

AI / ET Date :

ET Recipient :

Ease of Birth :

Notes :

Litter Size :

Log now : Male : Female : Castrate :

[Next](#)

Manage My Animals - Register / Birth Notify - Offspring

Date of Birth : 07 Jan 2021

Sire : ALC118-04549 - Alcroft Davos

Dam : ALC114-34100 - Alcroft Georgia

Conception Type : NS

Ease of Birth : 1

Litter Size : 1

No to Log now : Females 1

Gender	Individual Tag No	Serv Cert	Prefix	Individual Name	Colour	Birth Wgt.	Reg Type
Female	UK220209/100123	<input type="text"/>	Alcroft	Daisy	White, Black Points, Standard Marking	38	Female Registration : £18.00

[Add to List](#)

Once all births in this batch have been entered, click 'Display List to Submit'. This will take you to the submission screen to check all details before agreeing that all the information you are submitting is correct - **make sure to click 'Submit' at this stage** or the births will not be processed. A shopping basket will then appear, where you can click on one of the options to clear the basket and see details of how to pay.

Display List to Submit

Manage My Animals - Shopping Basket

No.	Description	Fee	Amount Due
1	Female Registration - UK220209/100123	£18.00	£18.00
Total			£18.00

Click on one of the options below to pay, and clear your Shopping basket

[* By Cheque \(Payable to: British White Cattle Society\)](#)

[* By Bank Transfer](#)

The shopping basket is just a tally of the transactions processed on the web. It is not linked to the Society main accounting system and therefore does not show any existing credit or debit amounts on your account. To clear your shopping basket, please click on 'By Cheque or by Bank Transfer'

STEP 6: PEDIGREE/COMMERCIAL TRANSFERS

Whether selecting 'Pedigree Transfers' or 'Commercial Transfers' from the 'Manage My Animals' menu, the first screen will ask you to select animals you wish to transfer by ticking the boxes on the left of the screen.

Manage My Animals - Pedigree Transfers

Showing 1 to 30 of 30 entries

Search this list:

Tick	Reg. No	Name	Tag No	Serv Cert	Gender	Date of Birth
<input type="checkbox"/>	SCW116-1004E	Southill Teckle	UK240064/300546		F	11 Mar 2016
<input checked="" type="checkbox"/>	LAD115-34844	Ladbarrow Santa Aquamarine	UK321007/700449		F	06 Mar 2015
<input type="checkbox"/>	LAD116-35486	Ladbarrow River Iolite	UK321007/600455		F	20 Mar 2016
<input checked="" type="checkbox"/>	LAD117-35926	Ladbarrow Precious Emerald	UK321007/300466		F	21 Apr 2017
<input type="checkbox"/>	LAD116-35296	Ladbarrow Lilly's Amethyst	UK321007/400453		F	02 Mar 2016
<input checked="" type="checkbox"/>	LAD115-34842	Ladbarrow Blue Apatite	UK321007/500447		F	26 Feb 2015
<input type="checkbox"/>	MAT110-31252	Dadley Toscaig	UK343025/700308		F	27 Apr 2010
<input checked="" type="checkbox"/>	MAT110-31182	Dadley Cherry	UK343025/100302		F	05 Mar 2010
<input type="checkbox"/>	ALC115-35110	Alcroft Golden	UK220209/500731		F	26 Sep 2015

Continue

When you click 'Continue' you will then be taken to the confirmation screen, which will show the fee applicable (£10 per head for pedigree transfers, no charge if sold to commercial customer) and ask you to input the date sold, as well as the buyer information. If the buyer is already a member, click 'Find a Member' to search the database, or if not click 'Add a Buyer' to enter their information manually. Finally, click 'Submit' to be taken to your shopping basket (see opposite page for details).

Manage My Animals - Pedigree Transfers - Confirmation

If this list is not correct, please click the back button.

Reg. No	Name	Tag No	Serv Cert	Fee
MAT110-31182	Dadley Cherry	UK343025/100302		£10.00
LAD115-34842	Ladbarrow Blue Apatite	UK321007/500447		£10.00
LAD115-34844	Ladbarrow Santa Aquamarine	UK321007/700449		£10.00
LAD117-35926	Ladbarrow Precious Emerald	UK321007/300466		£10.00

* Date Sold :

New Owner : or

LMC
Mr L Cook
Albany Farm,
Fen End,
Over,
Cambridgeshire
CB24 5NE

Submit

STEP 7: CASTRATES

As above, the first screen for notifying castrates allows you to select animals using tick boxes.

Manage My Animals - Castrates

Showing 1 to 3 of 3 entries

Search this list:

Tick	Reg. No	Name	Tag No	Serv Cert	Date of Birth
<input type="checkbox"/>	ALC119-04643	Alcroft Prince	UK220209/400912		
<input type="checkbox"/>	ALC118-04631	Alcroft Guardian	UK220209/600912		
<input type="checkbox"/>	ALC119-04549	Alcroft Davos	UK220209/500812		

Manage My Animals - Castrates - Confirmation

If this list is not correct, please click the back button.

Reg. No	Name	Tag No	Serv Cert
ALC119-04643	Alcroft Prince	UK220209/400912	

* Date Castrated :

Submit

Click 'Continue', then enter the date of castration and click 'Submit' on the confirmation screen.

STEP 8: DEATHS

There are two options when it comes to reporting deaths – the first allows you to report how an animal died (the options in the drop-down are died/culled/sold for meat) as well as any further information under ‘reasons for death’ (you can leave this blank or enter other details such as slaughter grade and deadweight). The first option looks like this:

Showing 1 to 26 of 26 entries

Manage My Animals - Deaths

Search this list:

Date Died	How Died	Reason for Death	Reg. No	Name	Tag No	Serv Cert	Gender	Date of Birth
<input type="text"/>	<input type="text"/>	<input type="text"/>	SCW116-1004E	Southill Teckle	UK240064/300546	F		11 Mar 2016
<input type="text"/>	<input type="text"/>	<input type="text"/>	LAD116-35486	Ladbarrow River Iolite	UK321007/600455	F		20 Mar 2016
<input type="text"/>	<input type="text"/>	<input type="text"/>	LAD116-35296	Ladbarrow Lilly's Amethyst	UK321007/400453	F		02 Mar 2016
<input type="text"/>	<input type="text"/>	<input type="text"/>	MAT110-31252	Dadley Toscaig	UK343025/700308	F		27 Apr 2010
<input type="text"/>	<input type="text"/>	<input type="text"/>	MAT112-32758	Dadley Ant Bear	UK343025/600363	F		09 Apr 2012
<input type="text"/>	<input type="text"/>	<input type="text"/>	ALC119-37028	Alcroft Wallflower 4	UK220209/100909	F		09 Mar 2019

[Continue](#)

The second option in the menu is called ‘Deaths (no details)’, which allows you instead to simply tick the animals to notify them as dead:

Showing 1 to 26 of 26 entries

Manage My Animals - Deaths (no details)

Search this list:

Tick	Reg. No	Name	Tag No	Serv Cert	Gender	Date of Birth
<input checked="" type="checkbox"/>	SCW116-1004E	Southill Teckle	UK240064/300546	F		11 Mar 2016
<input type="checkbox"/>	LAD116-35486	Ladbarrow River Iolite	UK321007/600455	F		20 Mar 2016
<input checked="" type="checkbox"/>	LAD116-35296	Ladbarrow Lilly's Amethyst	UK321007/400453	F		02 Mar 2016
<input type="checkbox"/>	MAT110-31252	Dadley Toscaig	UK343025/700308	F		27 Apr 2010
<input checked="" type="checkbox"/>	MAT112-32758	Dadley Ant Bear	UK343025/600363	F		09 Apr 2012
<input type="checkbox"/>	BN00819	Alcroft	UK220209/600837	C		07 Jan 2018

[Continue](#)

Whichever option you choose, once you have selected all the relevant animals, click ‘Continue’ to go to the submission screen, where you can finally check the details before clicking ‘Submit’.

Manage My Animals - Deaths (no details) - Confirmation

If this list is not correct, please click the back button.

Reg. No	Name	Tag No	Serv Cert
MAT112-32758	Dadley Ant Bear	UK343025/600363	
LAD116-35296	Ladbarrow Lilly's Amethyst	UK321007/400453	
SCW116-1004E	Southill Teckle	UK240064/300546	

* Date Slaughtered :

[Submit](#)

STEP 9: CONTACT DETAILS

You can view/change your contact details at any time - keep these up to date to ensure Society correspondence reaches you and that your details appear correctly in the BWCS Herd Book and on pedigree certificates.

Manage My Animals - View / Change your contact details

Member No: ALC

Name:

Address:

Post Code:

Phone No:

Mobile No:

Email Address:

Website address:

Prefix:

Ministry Tag:

[Submit](#)

ALSO LAUNCHING IS THE ***NEW*** GRASSROOTS APP

All of your own animal details, in your pocket, even when you have no internet or mobile access! Free for the first month, then a small charge of £1.99 a month (less than the cost of an ear tag) or £14.99 a year.

Download the Grassroots Systems Mobile App from the App Store or Google Play Store. Create an App User Name (must be at least 8 characters long) and your own password. Then sync the details of all the animals you own using your normal Breed Society membership number and password. If you keep other Grassroots breeds, they can also be added to the same copy of the App.

It is very straight forward to use, but a 'step by step' guide is available on the Grassroots website: home.grassroots.co.uk



With the Grassroots Systems App you can:

Add images of your animals for your own use or to appear in the Online Registry

Add notes for individual animals or groups, including mating records or reminders

Report changes direct to the online registry 'on the go'

Apply for registrations/birth notifications as you would online

Report deaths

Keep a list of all your buyers when making a sale